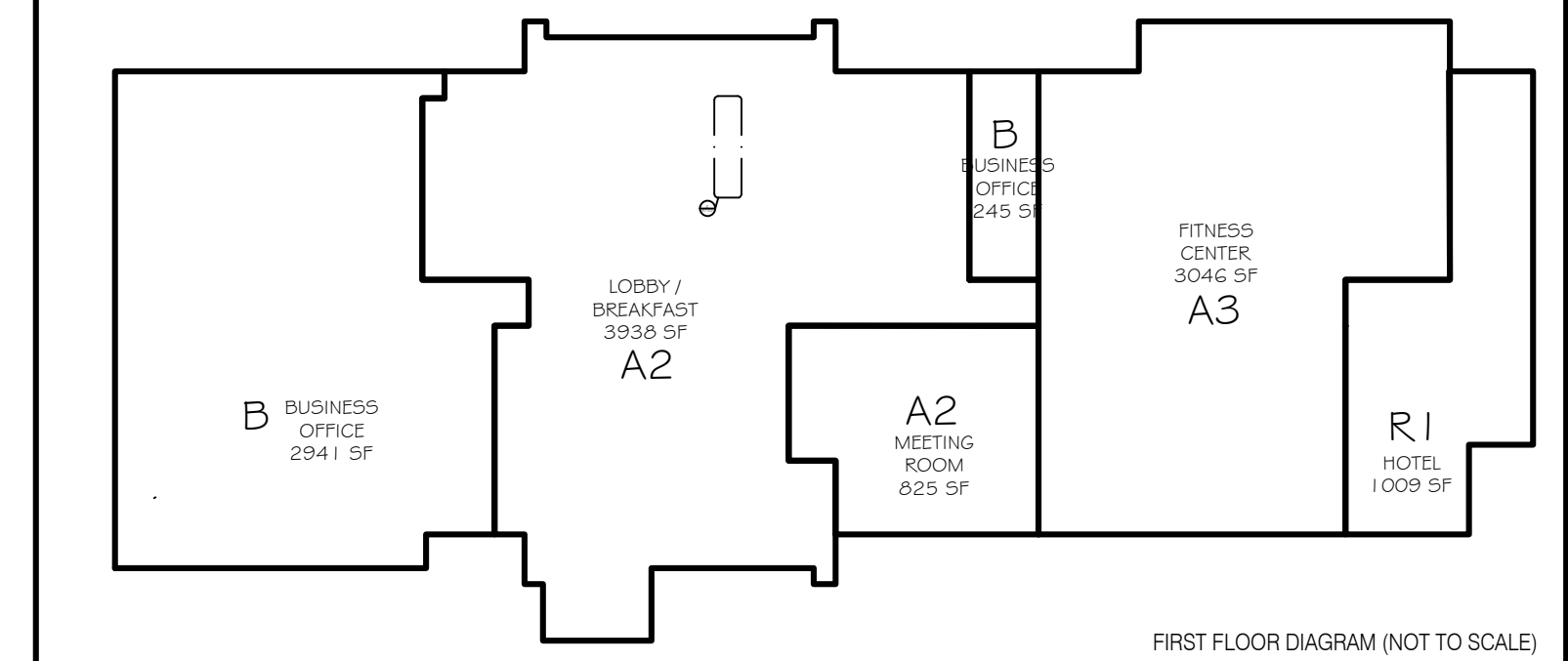


1 FIRST FLOOR EGRESS PLAN
SCALE: 1/8" = 1'-0"

NOTE:
PROVIDE FIRE EXTINGUISHERS AT MINIMUM OF 75' (TRAVEL DISTANCE) INTERVALS AND AT LOCATIONS AS REQUIRED BY FIRE MARSHAL.

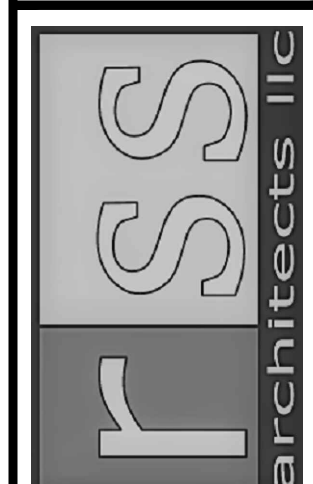

IBC Chapter 10 Occupant Load and Exiting						Reqd. Exit Width, Horiz. Inches	Provid. Exit Width, Horiz. Inches	Reqd. Exit Width, Vert. Inches	Provid. Exit Width, Vert. Inches
Level	Occupancy Type	Sq. Ft.	Sq. Ft./Occ.	Occupants	No. of Exits				
Level 1	R1 Residential, Hotel	1,006	200	5.03					
	A2 Assembly Lobby / Breakfast	3,938	15	262.53					
	A3 Fitness meeting	825	15	55					
	A3 Fitness Center	3046	50	60.92					
	B Business Office	3186	100	31.86					
	B Incidental used, max 10% (1,228)					0.2' per Occupant		0.3' per Occupant	
	Total First Floor	12,001		412.35	6	82.47	216	Exit at Grade	Exit at Grade
Level 2	R1 Residential, Hotel.	11,746	200	58.73	2	11.74	72	21.6	96
Level 3	R1 Residential, Hotel.	11,746	200	58.73	2	11.74	72	21.6	96
Level 4	R1 Residential, Hotel.	11,746	200	58.73	2	11.74	72	21.6	96



REVISION NO.

HOLIDAY INN EXPRESS
US HIGHWAY 69 - MINEOLA TEXAS
WOOD COUNTY

LOCATION
90546



RSS-ARCHITECTS.COM
817/538-9258

Date 6-15-2023

Job 19060

Sheet

A-107